



UPDATED
JANUARY, 2022



ITS International Students Guidebook

During COVID-19
Pandemic



TABLE OF CONTENTS

1

WELCOME
FROM THE RECTOR

2

FLYING
TO SURABAYA

4

STARTING
STUDY AT ITS

ENROLLING STEPS 4

FACULTIES 5

ACADEMIC INFORMATION 6

STUDENT ACTIVITY UNIT 7

GENERAL FACILITIES 9

NATIONAL RESEARCH CENTRE 12

IMPORTANT PLACES AROUND ITS 14

16

LIVING
IN SURABAYA

ACCOMMODATION 16

LOCAL TRANSPORTATION 16

LONG-DISTANCE TRANSPORTATION 17

WEATHER 18

CLOTHING 18

HEALTH MATTER 18

OFFICE HOURS 19

CURRENCY 19

DO'S & DON'TS 21

DAILY CONVERSATION 22



WELCOME FROM THE RECTOR



Dear International Students,

Welcome to Institut Teknologi Sepuluh Nopember (ITS Surabaya)

ITS is one of the leading institutions in Indonesia and rich in history. Tracing back to 1960, The institution was built on November 10th, the same date when Surabaya people diminished colonialism and acquired freedom. Being one of the top institutions in Eastern part of -



Indonesia, ITS has more than 22.000 students in various field of study. These excellent students are under the care of 965 competent academic staffs with 110 professors., a number which we expect to rise in the following years.

Becoming a world-class university is a target that we always want to achieve. We are always progressing to become better and have a positive impact on society world-widely. The issue of Sustainable Development Goals (SDGs) is one of our pathways to contribute thoughts and services to a better world community. In this regard, we are grateful to share ITS' achievements as the first ranked university in Indonesia and 64th in the world in the Times Higher Education (THE) Impact Rankings in 2021.

Currently, we are developing many programs that are accessible to the international public, such as International Undergraduate Programs in 20 departments, Fun Bahasa Indonesia and Cultural Courses which have been attended by more than 2000 participants from 39 countries, Guest Lectures attended by hundreds of professors from world universities, CommTECH short program, and student exchange. We open the door widely for the international community to experience the warm and professional learning atmosphere at ITS Surabaya. In addition, we are also very open to cooperation opportunities with many parties to improve access and quality of education for everyone.

Sincerely

Rector of ITS Surabaya

FLYING TO SURABAYA



ARRIVAL GUIDELINE

There are several points that should be noticed by international students when leaving for Surabaya during this COVID-19 pandemic time:

1. International travellers are required to take RT-PCR test at the country of origin within 3x24 hours prior to departure.
2. Travellers must download **Pedulilindungi apps** (available in playstore/appstore) **to fill in e-HAC (Electronic Health Alert Card) form before departure. You need to prepare your PCR test result (3x24 hours) and vaccine certificate to be uploaded in the apps.**
3. There are three entry points to Indonesia: Jakarta (Soekarno Hatta International Airport and Halim Perdana Kusuma Airport), North Sulawesi (Samratulangi International Airport - Manado), and Surabaya, East Java (Juanda International Airport)
4. The Indonesian Government requires all exempted international travellers to present COVID-19 Vaccination Record Card in digital or hard copy upon check-in and arrival. The Indonesian Government recognises the following vaccinations, including but not limited to two-doses of Pfizer or Moderna or Sinovac, AstraZeneca dan Sinopharm and single-dose of Johnson & Johnson. The card/certificate will be accepted in English and other foreign language.
5. The Indonesian government will require international travellers to register their COVID-19 vaccination prior to travel at <https://vaksinln.dto.kemkes.go.id/sign/in> to be verified.
6. Once student arrives in Indonesia, first PCR test will be applied before starting quarantine days.
7. All international visitor is required to undergo a mandatory quarantine for **7 x 24 hours (7 days)** at their own expense (if not covered by scholarship provider) near the airport entry point (Jakarta / Surabaya / Manado)*)
8. In the sixth day of quarantine, second PCR test will be applied. If the result is negative, travellers will be allowed to continue their trip and if the result is positive, they are required to continue next mandatory quarantine.
9. All international travellers are recommended to undertake self-quarantine at their respective residence for the next 14 days.

*) Please promptly visit this link for the most recent updated regulation: <https://kemlu.go.id/singapore/en/read/faq-selama-wabah-covid-19-bagi-wni-dan-wna-yang-akan-ke-indonesia/1047/important-information>

Below is the flow for foreign travelers when coming to Indonesia:



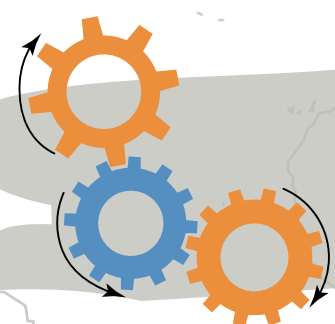
Link for Booking Quarantine Hotel in Jakarta

<https://quarantinehotelsjakarta.com/>

Link for Booking Quarantine Hotel in Surabaya

<https://quarantinehotelssurabaya.com/>

STARTING STUDY AT ITS



ENROLLING STEPS

1. Complete all of admission procedure through <https://simad.its.ac.id/>. It may take around 4 weeks to complete the evaluation processes, while doctoral applications may take longer. You could find a more detail information in Guidebook for Prospective Student in this link: <https://www.its.ac.id/international/experiencing-its/prospective-student/admission/full-degree/>.
2. Letter of acceptance/rejection will be issued through simad.its.ac.id and the decision is based on the evaluation result.
3. Confirm your acceptance by email to ITS Global Engagement Office
4. You will receive A Visa invitation letter to arrange the VKSB 211-A/VITAS 316 Visa and other details including airport pick-up reservation and accommodation booking.
5. Prepare for your departure, especially all travel requirements during COVID-19 pandemic, and send your flight details to ITS Global Engagement Office.
6. Upon your arrival , visit ITS Global Engagement Office and bring your passport and photographs
7. A statement letter will be issued by ITS Global Engagement Office in regard to your tuition fees (whether you are a scholarship student or you have to pay the tuition fee)
8. A student buddy will be allocated by ITS Global Engagement Office to assist you
9. Pay your tuition fees (for non-scholarship students)
10. Register for your student ID
11. Collect your student card and ITS medical centre card
12. Visit your department and meet the head of the Department/your professor
13. An academic advisor will be allocated by the Department
14. Meet your academic advisor to select the course
15. Enroll the selected courses by login into you account at INTEGRA (www.integra.its.ac.id)
16. Check your account at INTEGRA regularly to see your course timetable and other academic information
17. Attend the welcome and academic orientation session held by ITS Global Engagement Office
18. Attend various activities arranged by ITS Global Engagement Office including campus tour, city tours, fun sport, workshops, and trips
19. Ensure that you inform ITS Global Engagement Office for your valid address, email and mobile number.
20. Adhere to all immigration rules during your study.



FACULTIES

SCIENTICS (FACULTY OF SCIENCE AND DATA ANALYTICS)

- Physics
- Mathematics
- Statistics
- Chemistry
- Biology
- Actuarial

(INDSYS) FACULTY OF INDUSTRIAL TECHNOLOGY & SYSTEMS ENGINEERING

- Mechanical Engineering
- Chemical Engineering
- Physics Engineering
- Systems and Industrial Engineering
- Materials and Metallurgical Engineering

CIVPLAN (FACULTY OF CIVIL, PLANNING, AND GEO ENGINEERING)

- Civil Engineering
- Architecture
- Environmental Engineering
- Regional and Urban Planning
- Geomatics Engineering
- Geophysics Engineering

MARTECH (FACULTY OF MARINE TECHNOLOGY)

- Naval Architecture and Shipbuilding Engineering
- Marine Engineering
- Ocean Engineering
- Sea Transportation Engineering

ELECTICS (FACULTY OF INTELLIGENT ELECTRICAL & INFORMATICS TECHNOLOGY)

- Electrical Engineering
- Biomedical Engineering
- Computer Engineering
- Informatics
- Information Systems
- Information Technology

CREABIZ (FACULTY OF CREATIVE DESIGN AND DIGITAL BUSINESS)

- Industrial Product Design
- Interior Design
- Visual Communication Design
- Business Management
- Technology Management
- Developmental Studies

Details can be checked at our website
www.its.ac.id or www.international.its.ac.id

INTERNATIONAL UNDERGRADUATE PROGRAM

SCIENTICS (FACULTY OF SCIENCE AND DATA ANALYTICS)

- Statistics

(INDSYS) FACULTY OF INDUSTRIAL TECHNOLOGY & SYSTEMS ENGINEERING

- Mechanical Engineering
- Mechanical Engineering (Joint Degree)
- Chemical Engineering
- Engineering Physics
- Industrial and System Engineering
- Materials and Metallurgical Engineering

CIVPLAN (FACULTY OF CIVIL, PLANNING, AND GEO ENGINEERING)

- Civil Engineering
- Architecture
- Environmental Engineering
- Geomatics Engineering
- Geophysics Engineering
- Urban and Regional Planning

MARTECH (FACULTY OF MARINE TECHNOLOGY)

- Naval Architecture
- Marine Engineering
- Naval Architecture (Joint Degree)

ELECTICS (FACULTY OF INTELLIGENT ELECTRICAL & INFORMATICS TECHNOLOGY)

- Electrical Engineering
- Informatics
- Information System

CREABIZ (FACULTY OF CREATIVE DESIGN AND DIGITAL BUSINESS)

- Business Management

Apply now:
<https://smits.its.ac.id/international/>

Further Information:
Email: admisi@its.ac.id
<https://www.its.ac.id/international/experiencing-its/prospective-student/admission/lup/>

GRADUATE PROGRAM

SCIENTICS
(FACULTY OF SCIENCE AND DATA ANALYTICS)

- Physics
- Biology
- Chemistry
- Mathematics
- Statistics

(INDSYS)
FACULTY OF INDUSTRIAL TECHNOLOGY & SYSTEMS ENGINEERING

- Mechanical Engineering
- Chemical Engineering
- Engineering Physics
- Industrial Engineering
- Material Engineering

CIVPLAN
(FACULTY OF CIVIL, PLANNING, AND GEO ENGINEERING)

- Civil Engineering
- Architecture
- Environmental Engineering
- Geomatics Engineering
- Regional and Urban Planning

MARTECH
(FACULTY OF MARINE TECHNOLOGY)

- Marine Engineering
- Ocean Engineering

ELECTICS
(FACULTY OF INTELLIGENT ELECTRICAL & INFORMATICS TECHNOLOGY)

- Electrical Engineering
- Informatics
- Information System

CREABIZ
(FACULTY OF CREATIVE DESIGN AND DIGITAL BUSINESS)

- Technology Management (MMT)



ACADEMIC INFORMATION

The academic year is divided into two semesters. The first semester runs from late August to mid January, while the second semester starts from February to the mid July. Each semester has 18 weeks, including evaluations/examinations

Degree program are:

1. Undergraduate/Bachelor (S1)
2. Master (S2)
3. Doctoral (S3)
4. Vocational Three Year Diploma (D3)

Non-degree programs are:

1. Exchange (for 1 or 2 semesters)
2. Sandwich (1-6 months)
3. Lab or industrial internship (1-3 months)
4. Short course or summer programs (1-4 weeks)

While all degree program offers in Indonesia language, some departments offer full degree programs or some selected courses in English. International students can register to either Indonesian or English program. The admission requirements for each program are described in the next section. Interested applicants with no sufficient language score/proficiency (either in English or Indonesian) can still apply for a conditional offer. ITS provides English and Indonesian courses to improve candidates' language proficiency.

You can find more detail information about **Study Admission Guidebook** in this following link:

<https://www.its.ac.id/international/experiencing-its/prospective-student/#admission..>



STUDENT ACTIVITY UNIT

Student activity unit or Unit Kegiatan Mahasiswa (UKM) is an extracurricular club that serves as a forum for students to learn and explore many new things as well as improve their talents in the desired field. UKM is almost the same as the extracurricular that existed during high school. Sometimes within the department or institution, there is also a club where students can explore their interests and hobbies. In the beginning of academic year, there will be UKM Expo. In this event, all UKM and communities in ITS will conduct exhibition and introduction ITS students, mostly for freshman year students. In this moment there is also a recruitment of new members so that this moment can be a perfect time to join UKM and the desired communities. There are 38 UKM in ITS today.

Martial Arts

Muaythai Club

Pencak Silat

Shorinji Kempo

Taekwondo Club

Karate Club

Sports

Basketball

Football

Archery Club

Badminton

Tennis

Billiard

Chess

Futsal

Volleyball

Arts & Performance

Student Choir

Photography

Dancing Club

Music Club

Theater Club

ITS Click

Note:

Student activity unit or UKM during the pandemic are postponed.

Special Fields

Siklus Club

Astronomy Club

Language & Culture

Scout Club

Robotics Club

Journalism Club

Student Regiment

Reasoning Club

MUN Club

Red Cross Club

Maritime Challenge

Technopreneurship

GALLERY



ITS Student Choir




ITS Robotic Club



ITS Siklus Club



ITS Archery Club



GENERAL FACILITIES



RECTORATE BUILDING

Rectorate is the office of the rector, vice rectors, and deans.



LIBRARY

ITS Library offers a full range of library services, discussion rooms, as well as a canteen.

<https://www.its.ac.id/perpustakaan/>



GLOBAL LANGUAGE CENTRE

While studying at ITS you can also learn Indonesian language and cultures as well as other languages, such as English, French, Mandarin, Japanese, etc. GLC is open for public and has Self-Access-Room (SAR) and Conversation Classes with affordable contribution fees.



SPORT FACILITIES

ITS cares about healthy and active lifestyle for its students. There are basketball courts, outdoor futsal courts, football stadium, tennis courts, and badminton courts. Students can use those facilities by following certain booking rules.

<https://www.its.ac.id/campus-life/explore-its/sports-and-recreations/>



BANKS

There are several banks available in the campus, i.e. BNI, Mandiri, BRI, and BTN. Each bank provides on-campus ATMs. International students may choose to open an account at one of those banks



STUDENTS DORMITORY

ITS Student Dormitory meant to be a personality development facility, to increase discipline and student social care. To that end, ITS Student Dormitory provides decent and conducive housing.

<https://www.its.ac.id/campus-life/explore-its/housing-and-dining/#1508527983756-fc5bc62f-a42b>



MEDICAL CENTRE

A health care facility for ITS academic community that is also open for public. In the form of outpatient care units that carry out examination services, medical actions, medical support, and referrals.

<https://www.its.ac.id/campus-life/explore-its/medical-centre-its/>



GRAHA SEPULUH NOPEMBER

Graha Sepuluh Nopember used for various purposes, such as Graduation of ITS students, seminars, music performances, alumni gatherings, and many more. <https://graha.its.ac.id/>



ITS GLOBAL ENGAGEMENT OFFICE

ITS Global Engagement Office is gateway for ITS international students. International students are very welcome to visit the office and meet with ITS GE staff. It is located at the Global Kampong building next to the east of the rectorate building. <https://www.its.ac.id/international/>





NATIONAL RESEARCH CENTRE

ITS ROBOTIC CENTRE

ITS Global Engagement Office is gateway for ITS international students. International students are very welcome to visit the office and meet with ITS GE staff. It is located at the Global Kampong building next to the east of the rectorate building. <https://www.its.ac.id/research/research-facilities/its-robotics-center/>



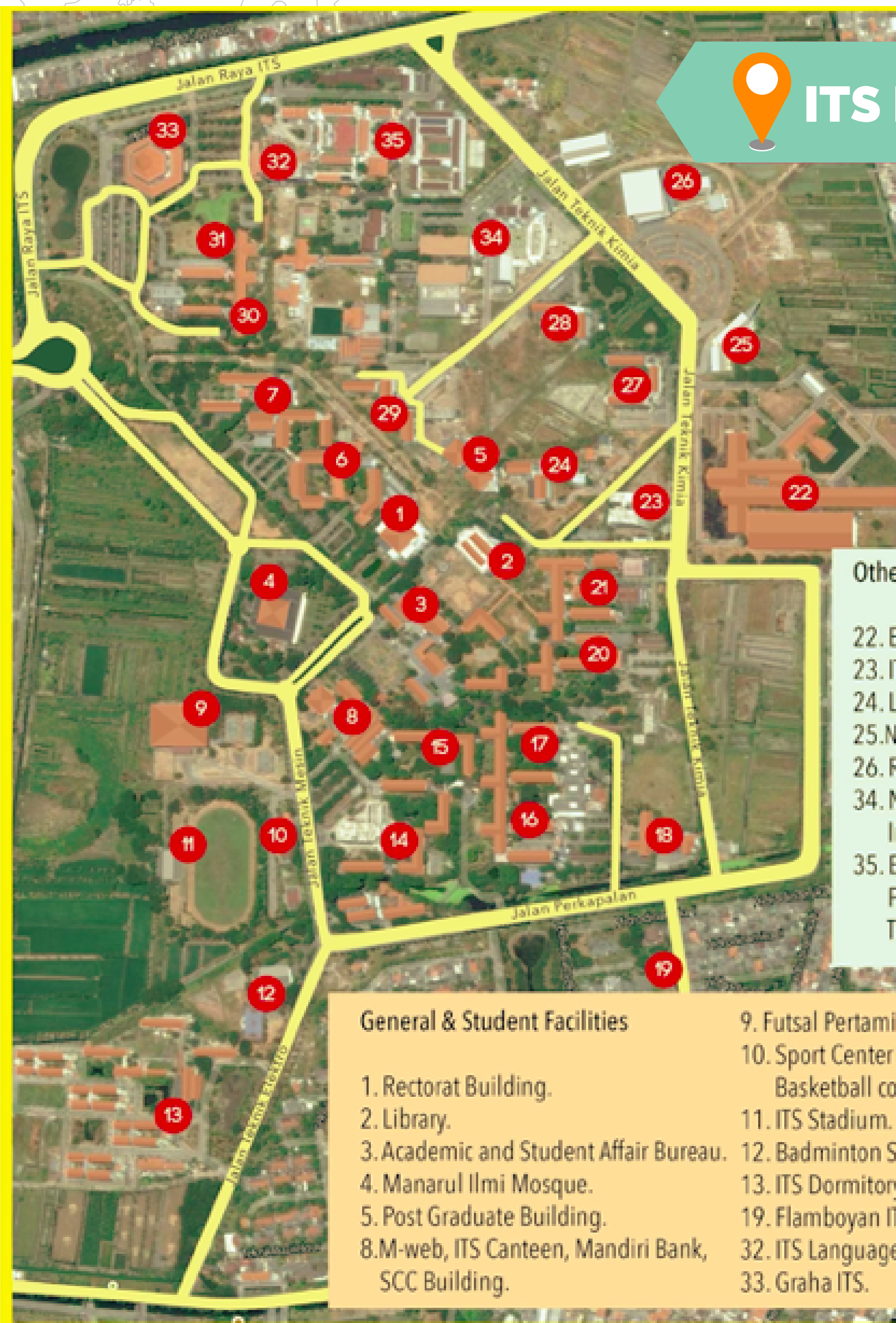
NATIONAL SHIP DESIGN & ENGINEERING CENTER (NASDEC)

NaSDEC is established for research and development of innovative ships building. NaSDEC has served approximately 11 years in terms of ship design, ship survey, design modification and consultant, and others. In its development, NaSDEC also serves the demand for offshore design services & renewable energy, fisheries, etc. <http://nasdec.its.ac.id/>





ITS MAPS



Others

- 22. BPPT Building.
- 23. ITS Research Center.
- 24. LPPM Building.
- 25. Nasdec.
- 26. Robotics Centre.
- 34. Naval Polytechnic Institute of Surabaya.
- 35. Electronics Engineering Polytechnic Institute of Technology.

General & Student Facilities

- 1. Rectorat Building.
- 2. Library.
- 3. Academic and Student Affair Bureau.
- 4. Manarul Ilmi Mosque.
- 5. Post Graduate Building.
- 8. M-web, ITS Canteen, Mandiri Bank, SCC Building.
- 9. Futsal Pertamina Stadium.
- 10. Sport Center Office, Basketball court.
- 11. ITS Stadium.
- 12. Badminton Stadium, Futsal Court.
- 13. ITS Dormitory.
- 19. Flamboyan ITS Guest House.
- 32. ITS Language Center.
- 33. Graha ITS.

Departments

- 6. Civil Engineering, Architecture.
- 7. Environmental Engineering.
- 14. FMIPA Tower, Biology, Statistics, Mathematics, Physics.
- 15. Chemistry.
- 16. Mechanical Engineering, Electronical Engineering.
- 17. Physics Engineering.
- 18. Material & Metallurgy Eng.
- 20. Chemistry Engineering.
- 21. Ocean Eng., Naval Arch., Manire Eng., Marine Transportation Eng.
- 27. Informatics Engineering.
- 28. Industrial Product Design, Interior Design.
- 29. Urban & Regional Planning, Geomatics, Geophysic.
- 30. Diploma of Mechanical Eng., Electrical Eng., Chemistry Eng.
- 31. Industrial Engineering, Informatics System.



IMPORTANT PLACES AROUND ITS

MARKETS AND SHOPS

There are traditional market, supermarket, and many mini-market around ITS. The nearest traditional market to ITS is called as "pasar keputih" where you can find raw foods, like vegetable, meat, chicken, fishes, etc. There are also supermarket, such as Sakinah, Hypermart, and Superindo in Keputih. You can also find many mini-market/shops such as Alfamart and Indomart.



SHOPPING MALLS

Surabaya has plenty of malls in every its corner. The two closest malls are Pakuwon City mall and Galaxy mall (Kertajaya). Both only spend 10 minutes of riding motorcycle from ITS.



PLACES OF WORSHIP

For Muslim, the closest Masjid/mosque is Manarul Ilmi Mosque just right in front of ITS rectorate building.

For Christian, there are many churches around ITS with Indonesian services. However, the closest church with English service is International Christian Assembly (ICA) at the top floor of Galaxy Mall.

POLICE STATION

The nearest police station to campus is Sukolilo Police Sector, located at Manyar Kertoadi 1/70 Sukolilo, Surabaya






IMPORTANT PLACES AROUND ITS



AROUND ITS



- | | |
|------------------------|--------------------------|
| 1. ITS | 7. Haji Hospital |
| 2. Giant | 8. Gramedia Bookstore |
| 3. Sakinah | 9. Dr. Soetomo Hospital |
| 4. Superindo Mulyosari | 10. Gubeng Train Station |
| 5. Mall Pakuwon | 11. Surabaya City Hall |
| 6. Galaxy Mall | |

LIVING IN SURABAYA



ACCOMODATION

During your study at ITS, you may stay at ITS dormitory or stay in a boarding house/lodging house, a homestay, or an apartment. Commonly, students rent a room in the area of ITS staff housing (Perum ITS), Keputih, Gebang, Bumi Marina, and Mulyosari. The monthly rate ranges from IDR 500.000 to IDR 2.000.000 depending on the facilities provided. There are also three apartments around ITS i.e. East Coast Apartment, Cosmopolis and Puncak Kertajaya, and Dian Regency at Sukolilo Kasih Keputih. For the next information you can find at our accommodation guidebook <https://www.its.ac.id/international/its-international-students/campus-city-life/accomodation/>

LOCAL TRANSPORTATION



There are several local transportation available in Surabaya, such as Ojek online (Gojek/Grab Apps), motorcycle, car, and taxi.

GOJEK & GRAB

Gojek & Grab are multi-service tech platform providing access to a number of service, from transport, payments, food delivery, and many more. You can find Gojek or Grab apps on Playstore (Android) or Appstore (IOs). For transportation service, you can order motorcycle or car ride. Motorcycle has limited distance about 25 km maximum, while car service does not have any limitation. The prices depend on the distance between your pick-up point to your destination. Make sure to choose your correct pick-up and destination points.

MOTORCYCLE

You can rent a motorcycle at the cost of approximately IDR 80.000 per day or approxiamtely IDR 1000.000 per month. You also can but a new motorcycle at around IDR 18.000.000, or a second-hand one at around IDR 4-10 millions depends on the condition. Please make sure that you have a driving license before you ride a motorcycle. International driving license is acceptable.

Suroboyo Bus

Suroboyo Bus or Bus Surabaya is a bus transportation service with modern facilities belonging to the Surabaya City Government which is public transportation similar to city buses in the metropolitan area of Surabaya City. Suroboyo Bus has an application, Gobis Surabaya Bus. You can download the application on Playstore (Android) and Appstore (IOs). From the application you can see digital map. This digital map can monitor movement and find out the distance between Suroboyo Bus stops in real time.




This Suroboyo Bus costs IDR 5.000 for the general public and IDR 2.500 for students. besides paying with cash, this suroboyo bus also provides payment by exchanging plastic bottles (there are 14 locations throughout the city).

https://id.wikipedia.org/wiki/Suroboyo_Bus

CAR

Car is another transportation mode you can choose but it is costly to buy. You can rent a family car with 8 seats for a 12 hours trip at about IDR 500.000 including petrol and driver.



LONG-DISTANCE TRANSPORTATION

RIDE A TRAIN

Travelling from Surabaya to other cities in Java is also possible by train. You can check the schedule and purchase the business class and executive class tickets through the railway website at www.kereta-api.co.id or through KAI access. For economic tickets, you can purchase the tickets at the railway station and mini-market such as Indomart and Alfamart that you can easily find everywhere in Surabaya. There are two main railway stations:

- Gubeng Railway Station (9 kilometers from ITS: 25 minutes)
- Pasar Turi Station (8 kilometers from ITS: 32 minutes)

TAKE A BUS

Surabaya main terminal that provides inner city routes and inter/cross-cities routes is called as Bungurasih Terminal. It is located at Bungurasih, Sidoarjo. It is about 20 kilometers, and you can go there from ITS by using Gojek or Grab ride.

TAKE A FLIGHT


Travelling by air is the quickest way to visit other cities in Indonesia. If you want to travel by flight, you should go to Juanda International Airport which is located at Sidoarjo, a city nearby Surabaya. Terminal 1 (T1) is for domestic flights and Terminal 2 (T2) is for international flights. If you take flight, you have to pay a passenger service charge. For domestic flight, you need to pay IDR 101.000 and for international flight is IDR 230.000.

NOTE:

To assist you in arranging long distances trips, you may use the services of a travel agent. There are many travel agents in Surabaya. The travel agents usually provide various alternatives, such as renting car with or without driver, arranging your flight tickets combined with train or other transportation modes, even helping you to book a hotel. Information on travel can be found at this website: <http://telpon.info/travel/surabaya>. Otherwise, you can arrange your travel plan by doing reservation through mobile apps, such as Traveloka, Ticket.com, Booking.com, or Agoda.

CAR

Car is another transportation mode you can choose but it is costly to buy. You can rent a family car with 8 seats for a 12 hours trip at about IDR 500.000 including petrol and driver.



LONG-DISTANCE TRANSPORTATION

RIDE A TRAIN

Travelling from Surabaya to other cities in Java is also possible by train. You can check the schedule and purchase the business class and executive class tickets through the railway website at www.kereta-api.co.id or through KAI access. For economic tickets, you can purchase the tickets at the railway station and mini-market such as Indomart and Alfamart that you can easily find everywhere in Surabaya. There are two main railway stations:

- Gubeng Railway Station (9 kilometers from ITS: 25 minutes)
- Pasar Turi Station (8 kilometers from ITS: 32 minutes)

TAKE A BUS

Surabaya main terminal that provides inner city routes and inter/cross-cities routes is called as Bungurasih Terminal. It is located at Bungurasih, Sidoarjo. It is about 20 kilometers, and you can go there from ITS by using Gojek or Grab ride.

TAKE A FLIGHT

Travelling by air is the quickest way to visit other cities in Indonesia. If you want to travel by flight, you should go to Juanda International Airport which is located at Sidoarjo, a city nearby Surabaya. Terminal 1 (T1) is for domestic flights and Terminal 2 (T2) is for international flights. If you take flight, you have to pay a passenger service charge. For domestic flight, you need to pay IDR 101.000 and for international flight is IDR 230.000.

NOTE:

To assist you in arranging long distances trips, you may use the services of a travel agent. There are many travel agents in Surabaya. The travel agents usually provide various alternatives, such as renting car with or without driver, arranging your flight tickets combined with train or other transportation modes, even helping you to book a hotel. Information on travel can be found at this website: <http://telpon.info/travel/surabaya>. Otherwise, you can arrange your travel plan by doing reservation through mobile apps, such as Traveloka, Ticket.com, Booking.com, or Agoda.



WEATHER

As Surabaya is located in North-East Coast of East Java and has offshore landscape, the temperature and humidity of Surabaya is higher than other regions in Java. The lowest temperature occurs in August, around 22,5 Celcius and the highest temperature occurs in October around 33,4 Celcius.

CLOTHING



Although Surabaya is a hot city, people of Surabaya are accustomed to wear modest and sleeve clothes. Dress codes of ITS students, including international students, to attend classes, to meet with lecturers, and to visit ITS Global Engagement office or other units/depts are collar and sleeve shirt/T-shirt, long trousers, or over-knee skirt/dress (for female students). You may be prohibited to attend classes or attended office/unit due to wearing improper clothes. However, there is no specific uniform to wear in ITS.





HEALTH MATTER

You can visit Medical Centre ITS and get medical treatment for free by showing your student ID card (KTM). For more serious cases, there are specialists practicing around the city. ITS is closed to one of the major hospitals i.e. Haji Hospital Surabaya. Other major hospitals are Siloam Hospital, Dr. SOetomo Hospital, Graha Amerta Hospital, International Hospital, and Husada Utama Hospital. The hospital consultations costs or the doctor's surgery costs depend on the case and level of illness. Please check your health insurance coverage to choose the suitable hospital in the recommended list.

To ensure your welfare and considering the cost of health care in Surabaya, it is important that you are properly insured during the duration of your study. If you have health insurance in your home country, please check whether it covers your stay in Indonesian.

If you do not have health insurance in your home country, it is advised that you register to the health insurance recommended by ITS Global Engagement office soon upon your arrival at Surabaya.

The premium of international students with **KNB scholarship** will be paid directly by ITS Global Engagement Office from the scholarship scheme.



OFFICE HOURS

Generally, government offices are open from 8am to 4pm on Monday to Friday. Please contact the office to get further information.

CURRENCY



IDR 1.000
(one thousand rupiah)



IDR 2.000
(two thousand rupiah)



IDR 5.000
(five thousand rupiah)



IDR 10.000
(ten thousand rupiah)



IDR 20.000
(twenty thousand rupiah)



IDR 50.000
(fifty thousand rupiah)



IDR 100.000
(one hundred thousand rupiah)





CURRENCY

IDR 100
(one hundred rupiah)

OLD



NEW



IDR 500
(five hundred rupiah)

OLD



NEW



IDR 200
(two hundred rupiah)



IDR 1.000
(one thousand rupiah)



MONEY CHANGER

Name	Phone	Address
Catur. PT	+62 31 503 2967	Jl. Biliton 38, Gubeng, Surabaya
Lanina Valas	+62 31 594 6162	Jl. Dharmahusada 201, Surabaya
Lintas Indah Valas. PT	+62 31 532 1910	Plaza Tunjungan 1LG Floor/8-A, Surabaya
Toko Perhiasan Mas Siola	+62 31 593 2708	Galaxy Mall Surabaya

As of 1 november, 2021, the purchase price of USD is IDR 14.207 and selling price of USD is IDR 14.309. For more information about exchange rate of other currencies against Indonesia, please access the following website:

<https://www.bni.co.id/id-id/beranda/informasivalas>.



DOs & DON'Ts

DOs

1. Follow ITS academic regulations
2. Adhere to the dress code campus
3. Say "Hi" or smile when you meet people you know
4. Tipping is not common in Indonesia. However, you can still give some proper tips in some cases, such as for tourist guide, taxi driver, Gojek/Grab driver.

DON'Ts

1. Carry and drink alcoholic beverages, use or engage in narcotics or drug network
2. Smoking at campus area
3. Get drunk and cause chaotic situation at campus area
4. In Indonesia, it will be considered more polite not to call someone directly by name unless they are in the same age or younger than you. You can use these specific terms before mentioning their name: Bapak/Pak for Mr., Ibu (Bu) for Mrs, Mas for young men, and Mbak for young women.
5. Bring your girlfriend or boyfriend to your homestay/dorm/room
6. Showing some PDA (Public Display Affection) such as hugging, kissing, or making out
7. Put up your feet on tables or chairs, especially when there are older people around you
8. Do not be offended when people asking you personal questions. It is just the way they show friendliness and you do not have to answer it if you do not want to.



DAILY CONVESATION

Greeting (Salam)

- Good morning (*Selamat pagi*)
- Good afternoon (*Selamat siang*)
- Good evening (*Selamat sore*)
- Good night (*Selamat tidur*)
- Good bye (*Selamat tinggal*)
- See you later (*Sampai jumpa lagi*)
- How are you? (*Apa kabar?*)
- Excuse me (*Permisi*)

Useful Expressions (Ungkapan yang berguna)

- I'm sorry (*Mohon maaf*)
- Thank you (*Terima kasih*)
- Can you help me? (*Bisakah anda membantu saya?*)
- What time is it? (*Jam berapa ini?*)
- How many? (*Berapa jumlahnya?*)
- How much? (*Berapa harganya?*)
- Where is the...? (*Dimanakah ... berada?*)
- I like it/I love it (*Saya menyukainya*)
- I don't like it/ I hate it (*Saya tidak menyukainya/membencinya*)
- I understand (*Saya mengerti*)
- I don't understand (*Saya tidak mengerti*)

Introduction (Perkenalan diri)

Asking (Bertanya)

1. What is your name?
(*Siapa nama anda?*) (Formal)
(*Nama anda siapa?*) (Informal)
2. Where do you come from?
(*Darimana anda berasal?*) (Formal)
(*Asalnya darimana?*) (Informal)
3. Where do you stay now?
(*Sekarang dimana anda tinggal?*) (Formal)
(*Tinggal dimana sekarang?*) (Informal)

Response (Menjawab)

1. (Greeting), my name is David
(*Salam, nama saya David*) (Formal)
(*Hai, namaku David*) (Informal)
2. I come from England
(*Saya berasal dari Inggris*) (Formal)
(*Asalku dari Inggris*) (Informal)
3. Now I stay at Perumdos Blok H-1
(*Saat ini saya tinggal di Perumdos blok H-1*) (Formal)
(*Sekarang saya tinggal di Perumdos blok H-1*) (Informal)

Daily Conversation (Percakapan sehari-hari)

Asking (Bertanya)

1. How are you today?
(*Bagaimana kabarmu hari ini?*) (Formal)
(*Gimana kabarnya?*) (Informal)
2. What are you doing?
(*Apa yang sedang anda lakukan?*) (Formal)
(*Lagi ngapain?*) (Informal)
3. I'm leaving now. See you!
(*Saya pergi dulu. Sampai jumpa!*) (Formal)
(*Pergi dulu ya. Dah!*) (Informal)

Response (Menjawab)

1. I'm fine, thank you. And you?
(*Kabar saya baik, terima kasih. Bagaimana dengan anda?*) (Formal)
(*Baik, terima kasih. Kamu?*) (Informal)
2. I'm studying
(*Saya sedang belajar*) (Formal)
(*Lagi belajar*) (Informal)
3. See you again
(*Sampai ketemu lagi*) (Formal)
(*Dah dah*) (Informal)
Bye
(*Selamat tinggal*) (Formal)
(*Dah dah*) (Informal)